

**Date:** April 26, 2022  
**To:** Sheena Fraser, Acting Chief Administrative Officer  
**From:** Robert Grossman, Fire Chief  
**Subject:** Pemberton Fire Rescue - 2022 First Quarter Report

---

### **PURPOSE**

To provide Council with a summary of the activities of the Pemberton Fire Rescue Department for the first quarter of 2022.

### **BACKGROUND**

The Village of Pemberton Fire Rescue is a volunteer department that provides service to the residents of the Village of Pemberton (Village of Pemberton Bylaw No. 807, 2016). In addition, the existing Fire Service Agreement with the Squamish-Lillooet Regional District (SLRD) establishes that fire protection services are provided to Pemberton Meadows (SLRD Bylaw No.1082, 2008), Pemberton Heights (SLRD Bylaw No. 1083, 2008) and the Pemberton Fire Protection Specified Area as defined within the Fire Service Agreement.

Pemberton Fire Rescue also provides Road Rescue Service to the entire SLRD Electoral Area C covering 5,570 square kilometers pursuant to SLRD Pemberton Fire Rescue Contribution Service Conversion and Establishment Bylaw No. 715-2001.

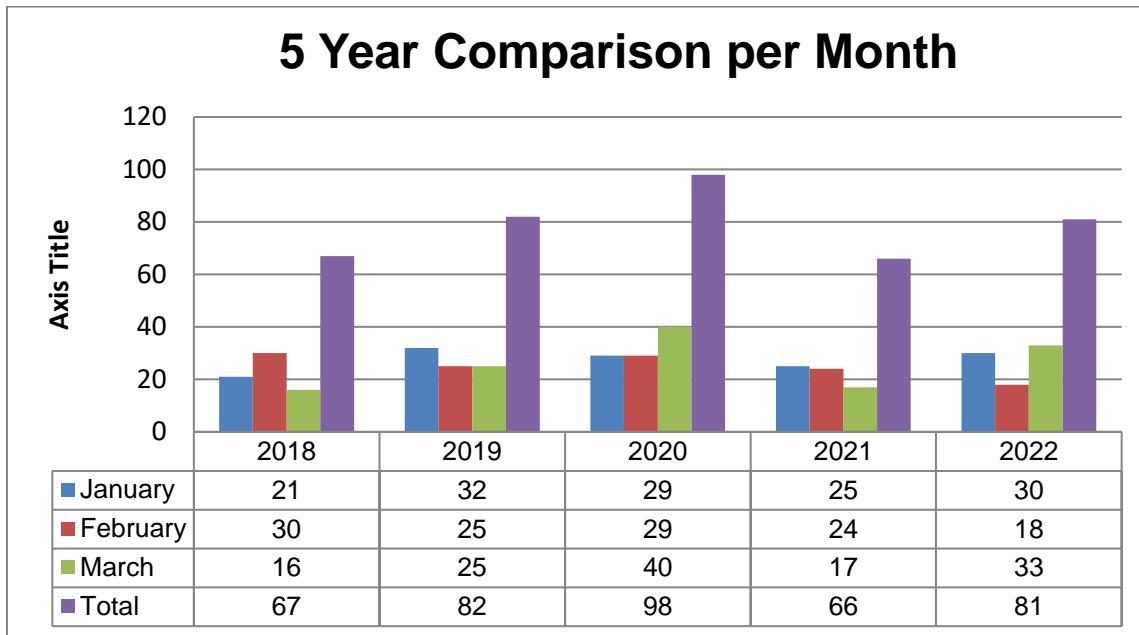
Fire Service is also provided to Lil'wat Nation through a separately negotiated Fire Service Agreement which was established in 2017.

### **DISCUSSION & COMMENTS**

#### **Incidents:**

For the first quarter, Pemberton Fire Rescue responded to 81 incidents. In comparison to the 2021 first quarter, call volumes are up.

A comparison chart by quarter over the last five (5) years is shown below.



In the table below, the highlighted green squares indicate number of incidents greater than number of days in a month.

	2018	2019	2020	2021	2022
January	21	32	29	25	30
February	30	25	29	24	18
March	16	25	40	17	33
April	22	33	25	27	0
May	37	55	24	35	0
June	33	60	16	33	0
July	48	47	36	29	0
August	38	33	36	50	0
September	51	49	32	33	0
October	29	26	32	28	0
November	21	36	24	26	0
December	43	38	25	39	0
<b>Totals</b>	<b>389</b>	<b>459</b>	<b>348</b>	<b>366</b>	<b>81</b>

### Number of Incidents per day for 2022 Year

Day	Jan	Feb	Mar	Apr	May	June	July	Aug	Sept	Oct	Nov	Dec	Totals
1	1	0	1	0	0	0	0	0	0	0	0	0	2
2	3	0	0	0	0	0	0	0	0	0	0	0	3
3	2	1	1	0	0	0	0	0	0	0	0	0	4
4	2	0	2	0	0	0	0	0	0	0	0	0	4
5	1	3	1	0	0	0	0	0	0	0	0	0	5
6	1	0	0	0	0	0	0	0	0	0	0	0	1
7	1	0	1	0	0	0	0	0	0	0	0	0	2
8	0	2	1	0	0	0	0	0	0	0	0	0	3
9	0	1	1	0	0	0	0	0	0	0	0	0	2
10	1	1	0	0	0	0	0	0	0	0	0	0	2
11	2	3	2	0	0	0	0	0	0	0	0	0	7
12	1	0	0	0	0	0	0	0	0	0	0	0	1
13	1	0	2	0	0	0	0	0	0	0	0	0	3
14	0	1	1	0	0	0	0	0	0	0	0	0	2
15	2	0	2	0	0	0	0	0	0	0	0	0	4
16	1	0	1	0	0	0	0	0	0	0	0	0	2
17	0	0	1	0	0	0	0	0	0	0	0	0	1
18	1	0	3	0	0	0	0	0	0	0	0	0	4
19	1	0	0	0	0	0	0	0	0	0	0	0	1
20	1	0	1	0	0	0	0	0	0	0	0	0	2
21	1	2	2	0	0	0	0	0	0	0	0	0	5
22	1	1	1	0	0	0	0	0	0	0	0	0	3
23	0	1	0	0	0	0	0	0	0	0	0	0	1
24	1	0	3	0	0	0	0	0	0	0	0	0	4
25	1	0	1	0	0	0	0	0	0	0	0	0	2
26	1	1	2	0	0	0	0	0	0	0	0	0	4
27	0	1	1	0	0	0	0	0	0	0	0	0	2
28	1	0	2	0	0	0	0	0	0	0	0	0	3
29	0	0	0	0	0	0	0	0	0	0	0	0	0
30	1	0	0	0	0	0	0	0	0	0	0	0	1
31	1	0	0	0	0	0	0	0	0	0	0	0	1

Totals	30	18	33	0	0	0	0	0	0	0	0	0	81
--------	----	----	----	---	---	---	---	---	---	---	---	---	----

Days Month	31	28	31	30	31	30	31	31	30	31	30	31
------------	----	----	----	----	----	----	----	----	----	----	----	----

Colour Coding	1		2		3		4		5 - 10		11 +	
---------------	---	--	---	--	---	--	---	--	--------	--	------	--

Below is a breakdown of the average number of firefighters attending incidents and the average number of those attending response types. This information is helpful to highlight the challenges Pemberton Fire Rescue encounters because of being a small department and because many firefighters hold fulltime jobs outside the community which means they are not always able to attend daytime calls. That said, Pemberton Fire Rescue is pleased to show how our member numbers have grown especially since 2018.

**Average number of firefighters attending Incidents since 2018.**

Year	2018	2019	2020	2021	2022
<b>Total # Incidents</b>	389	459	348	366	81
<b>Average # responders</b>	5.02	4.84	6.72	7.01	7.75
<b>Total Members Per Year</b>	20	25	31	35	36
<b>Percentage of members responded</b>	25%	19%	22%	20%	22%

The chart below shows the average number of firefighters that attended each response type over a 5-year period compared to the minimum personnel requirements set out in the NFPA Standards. The NFPA Standards set out the number of members required to do each job.

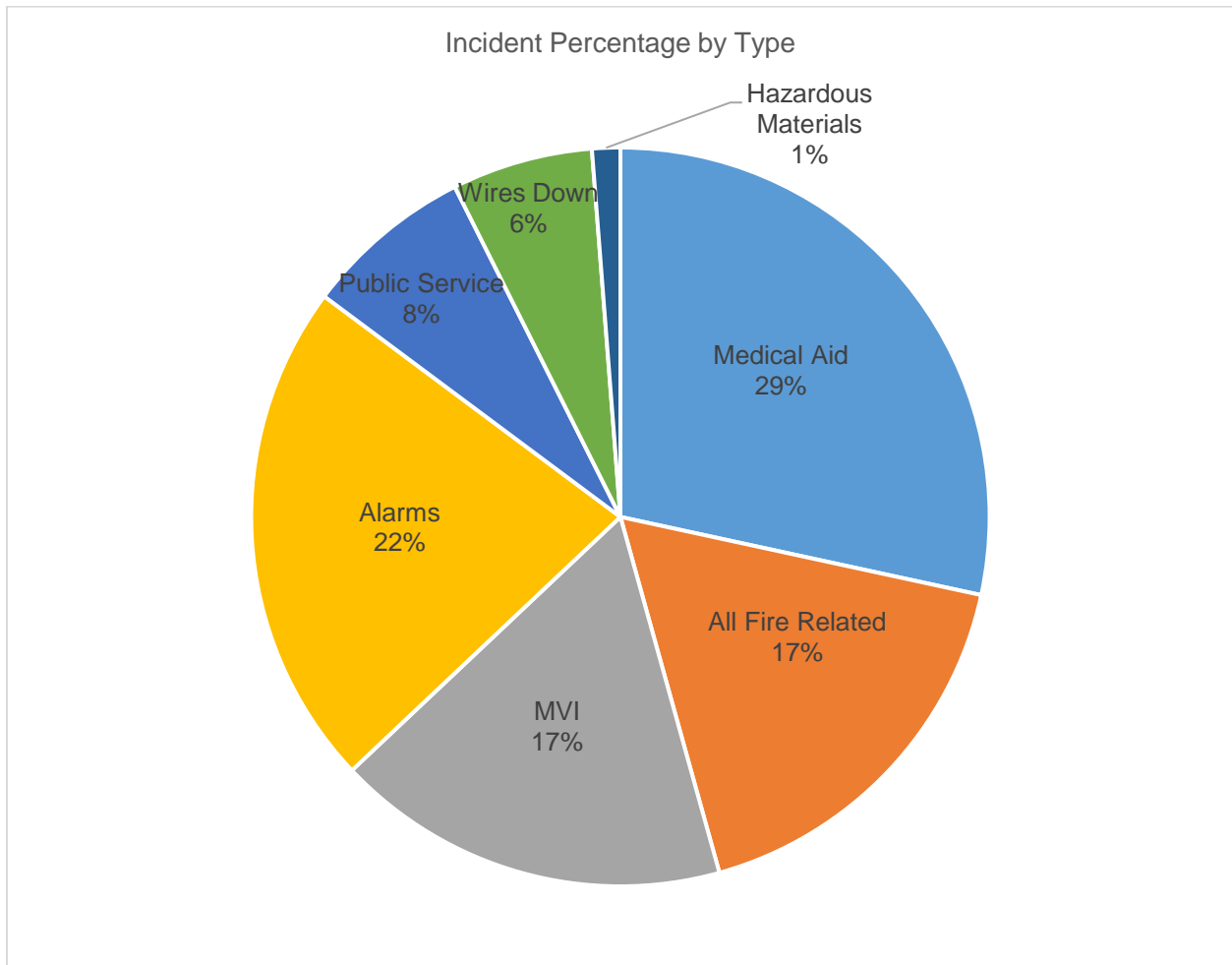
	Minimum Personnel Requirements	2018	2019	2020	2021	2022
<b>Medical Aid</b>	4	4.42	4.13	5.64	5.83	6.04
<b>Motor Vehicle Accident</b>	8	5.67	5.59	7.08	7.32	7.79
<b>Alarms</b>	*16	5.32	5.07	5.35	6.63	6.33
<b>Wires Down</b>	8	4.27	5.93	7.33	7.00	5.60
<b>Burn Complaint</b>	8	4.60	2.75	7.67	6.70	20.0
<b>Chimney Fire</b>	16	7.92	7.67	9.00	9.08	15.50
<b>Smoke Sighting</b>	8	6.13	5.87	7.64	10.50	0
<b>Structure Fire</b>	16	9.00	7.86	12.00	9.50	13.67
<b>Vehicle Fire</b>	8	6.00	5.70	8.83	13.00	9.00
<b>Wildland Fire</b>	16	7.45	6.00	7.20	8.67	0

\*Only one truck with crew would be sent; however remaining crew would be on standby at hall until confirmed

**Types of Responses:**

As set out in the Fire Department Establishment Bylaw No. 807, 2016, Pemberton Fire Rescue responds to several different types of incidents and locations as identified in the service agreements with the SLRD and Lil'wat Nation.

Below is a pie chart that summarizes the number of callouts per type of incident attended year to date (YTD).

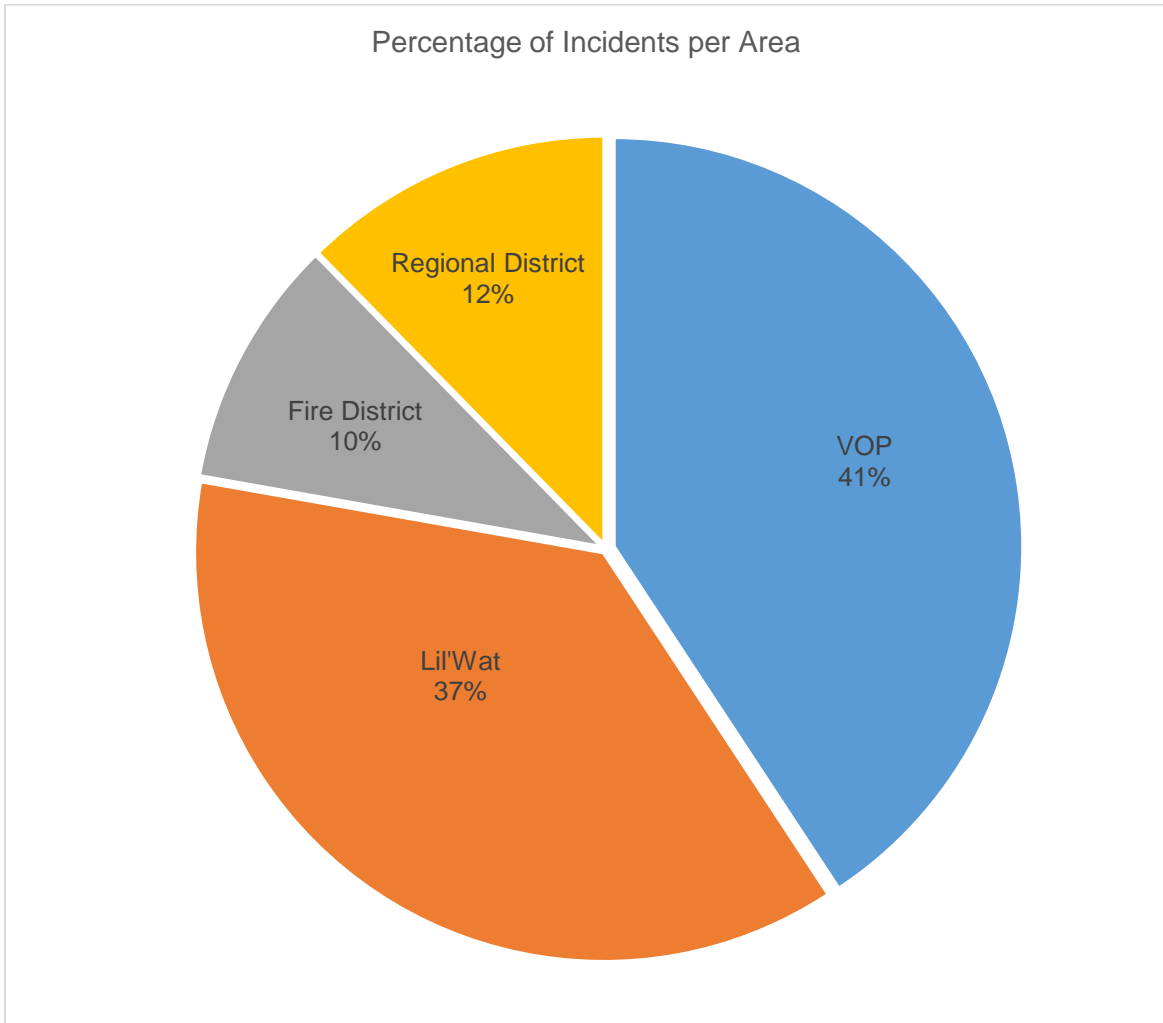


**Incidents by Area:**

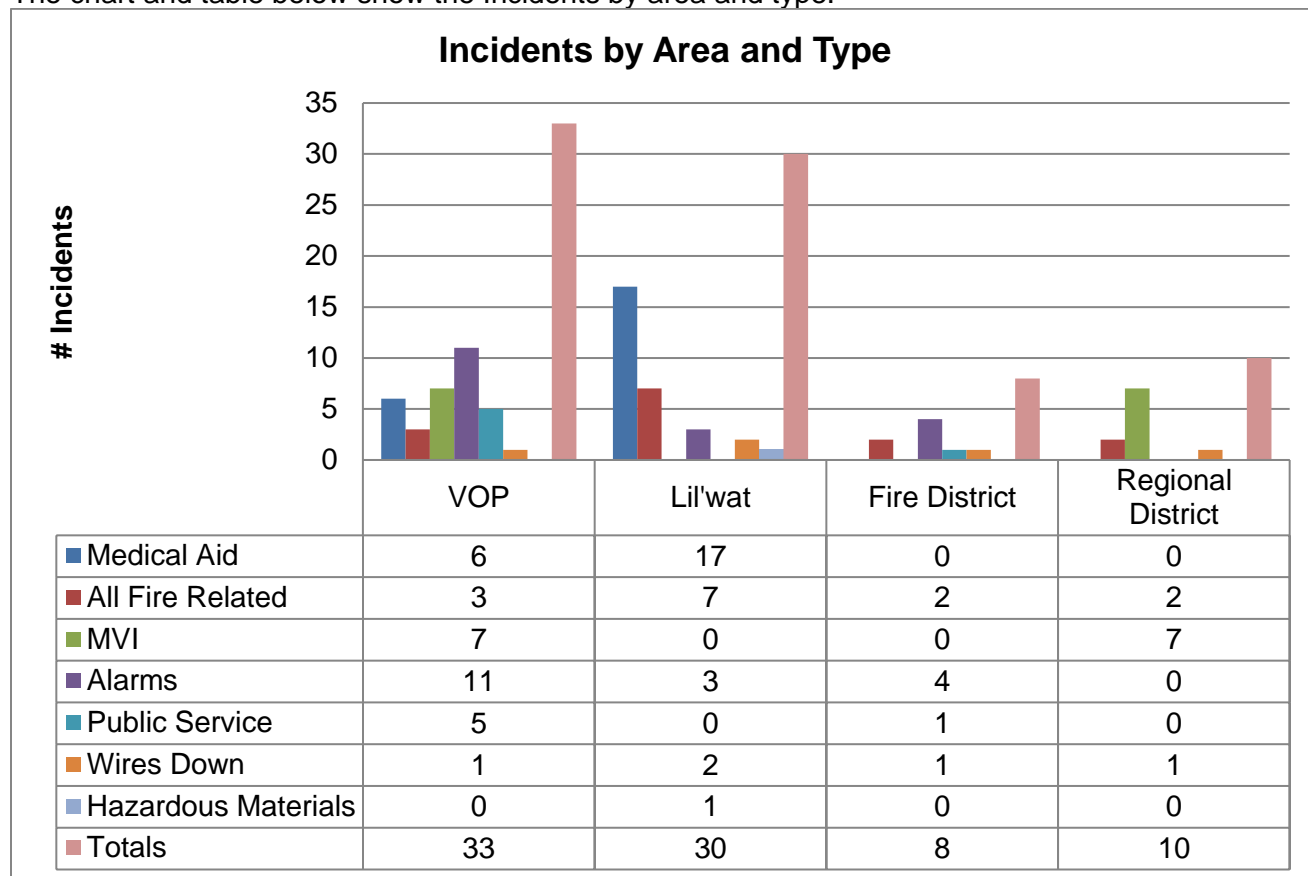
The breakdown of the incident reports is categorized into the following regions:

- Village of Pemberton Boundaries
- Lil'wat Nation
- Fire District Service Areas; and
- Regional District (or outside the Fire District zones including north of Mount Currie, north of The Heights and south of the Village Boundaries)

The chart below shows the percentage breakdown of Incidents by area year to date (YTD):



The chart and table below show the Incidents by area and type:



**Membership:**

At the end of the first quarter, membership stands at 36 and is comprised of two (2) full-time members and 34 volunteers (paid on-call) members. The membership is complemented with one (1) full-time administrative assistant and two (2) term FireSmart staff (coordinator and labourer).

**Training:**

In the first quarter, training sessions were held once a week with the members being divided into 4 groups. To be effective with the PFR training, it was more efficient to divide members up into 4 smaller groups rather than one large group.

**First Quarter Commitments:**

Commitment Type	Total Number	Hours
Training	13	38.00
Public Events	1	1
Meetings	5	4.75
Incidents	81	914.22

### **Fire Prevention, Inspections & Public Events:**

During the first quarter, the following fire prevention, inspections, education, and public service initiatives were completed and attended by Pemberton Fire Rescue members:

- five (5) new business application reviews and fire inspections, and
- one (1) Public Service initiative: Olympic Cheer Support

### **COMMUNICATIONS**

Review of the Pemberton Fire Rescue 2022 First Quarter Report does not require a communications element.

### **LEGAL CONSIDERATIONS**

There are no legal, legislative, or regulatory considerations.

### **IMPACT ON BUDGET & STAFFING**

There are no impacts to the budget or staff hours for consideration.

### **INTERDEPARTMENTAL IMPACT & APPROVAL**

There are no interdepartmental impacts or approvals for considerations at this time.

### **COMMUNITY CLIMATE ACTION PLAN**

The Pemberton Fire Rescue 2022 First Quarter Report has no impact on the Community Climate Action Plan strategies.

### **IMPACT ON THE REGION OR NEIGHBOURING JURISDICTIONS**

The activities of Pemberton Fire Rescue, such as increased fire prevention awareness activities, firefighter recruitment and training support to improve upon the current level of service to the Village and the Fire Service District Service Area are a benefit to the community, the Squamish-Lillooet Regional District and Lil'wat Nation.

### **ALTERNATIVE OPTIONS**

There are no alternative options for consideration.

### **RECOMMENDATIONS**

**THAT** the Pemberton Fire Rescue 2022 First Quarter Report be received for information.

Prepared by:	Gabrielle Stauber, Administrative Assistant
Manager Approval:	Robert Grossman, Fire Chief
CAO Approval by:	Sheena Fraser, Acting Chief Administrative Officer