

Date: November 16, 2021
To: Nikki Gilmore, Chief Administrative Officer
From: Robert Grossman, Fire Chief
Subject: 2021 Pemberton Fire Rescue Third Quarter Report

PURPOSE

To provide Council with a summary of the activities of the Pemberton Fire Rescue Department for the Third Quarter of 2021.

BACKGROUND

The Village of Pemberton Fire Rescue is a volunteer department that provides service to the residents of the Village of Pemberton (Village of Pemberton Bylaw No. 807, 2016). In addition, the existing Fire Service Agreement with the Squamish-Lillooet Regional District (SLRD) establishes that fire protection services are provided to Pemberton Meadows (SLRD Bylaw No.1082, 2008), Pemberton Heights (SLRD Bylaw No. 1083, 2008) and the Pemberton Fire Protection Specified Area as defined within the Fire Service Agreement.

Pemberton Fire Rescue also provides Road Rescue Service to the entire SLRD Electoral Area C covering 5,570 square kilometers pursuant to SLRD Pemberton Fire Rescue Contribution Service Conversion and Establishment Bylaw No. 715-2001.

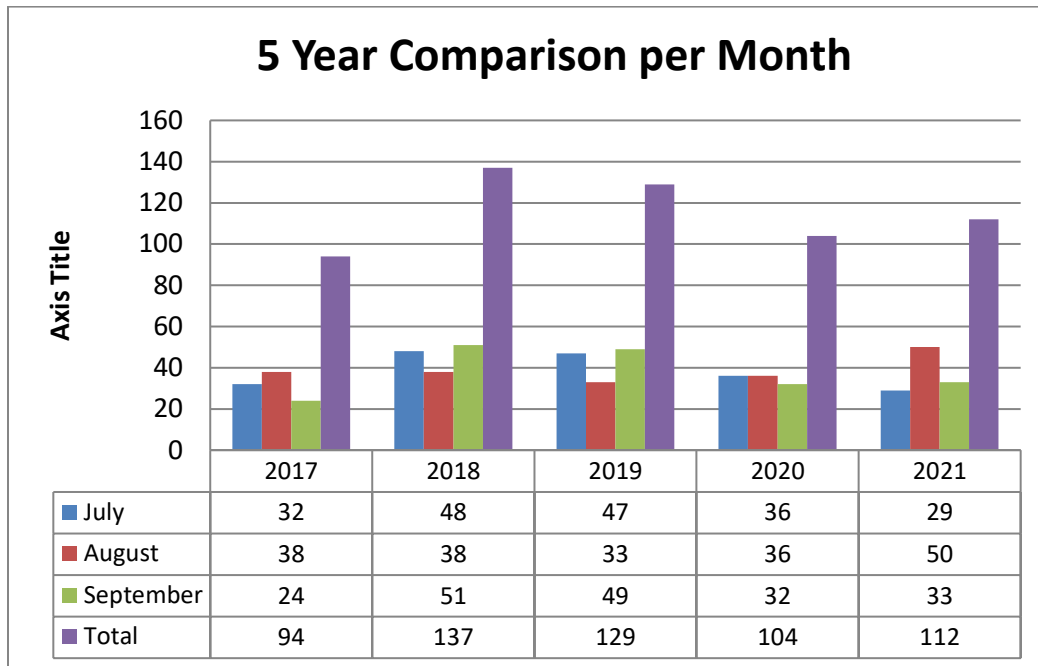
Fire Service is also provided to Lil'wat Nation through a separately negotiated Fire Service Agreement which was established in 2017.

DISCUSSION & COMMENTS

Incidents:

For the Third Quarter, Pemberton Fire Rescue responded to 112 incidents. In review and comparison to the 2020 third quarter, call volumes are up.

A comparison chart by Quarter over the last five (5) years is shown below.



In the table below, the highlighted green squares indicate number of incidents greater than number of days in a month.

	2017	2018	2019	2020	2021
January	31	21	32	29	25
February	18	30	25	29	24
March	14	16	25	40	17
April	21	22	33	25	27
May	38	37	55	24	35
June	35	33	60	16	33
July	32	48	47	36	29
August	38	38	33	36	50
September	24	51	49	32	33
October	27	29	26	32	0
November	21	21	36	24	0
December	27	43	38	15	0
Totals	326	389	459	338	273

Number of Incidents per day for 2021 Year

Day	Jan	Feb	Mar	Apr	May	June	July	Aug	Sept	Oct	Nov	Dec	Totals
1		2	1	2	1	1	1	1	1				10
2	1			1	2	4	2	2	1				13
3	2			1	1	0	0	2	0				6
4	2			1	2	2	2	2	1				12
5		1		1	3	1	0	1	1				8
6	3	2	1	0	4	0	0	1	2				13
7			2	0	1	0	0	0	0				3
8	1			0	1	0	1	2	2				7
9		1	2	0	0	0	0	0	0				3
10	1	2	1	2	1	0	3	3	3				16
11				1	1	1	0	1	1				5
12		2		0	0	0	0	1	2				7
13	3	1	1	0	1	2	1	3	0				12
14	1			3	1	0	2	2	1				10
15		3	1	2	1	1	0	2	0				10
16	1		1	1	1	1	2	0	3				10
17				0	0	1	1	3	1				6
18			3	0	0	1	1	2	2				9
19		1		0	0	2	0	3	1				7
20	2	1	1	3	0	5	0	1	0				13
21	0	3	1	0	1	1	0	0	1				7
22	3		1	2	2	0	1	2	0				11
23				1	3	1	0	1	1				7
24		1		0	0	0	2	2	1				6
25	1	1	1	0	0	3	2	1	3				12
26		2		0	1	4	1	1	0				9
27		1		1	0	1	3	3	1				10
28	1			3	0	1	0	3	3				11
29				0	3	0	2	1	1				7
30	2			2	1	0	1	1	0				7
31	1			0	1	0	1	3	0				6
Totals	25	24	17	27	35	33	29	50	33				273
Days Month	31	28	31	30	31	30	31	31	30	31	30	31	273
Color Coding	1 - 2			3 - 4			5 - 10			11 +			

Below is a breakdown of the average number of Firefighters attending incidents and the average number of those attending response types. This information is helpful to highlight the challenges Pemberton Fire Rescue encounters because of being a small Department and because many Firefighters hold fulltime jobs outside the community which means they are not always able to attend daytime calls. That said, Pemberton Fire Rescue is pleased to show how our member numbers have grown especially since 2018.

Average number of Firefighters attending Incidents since 2017.

Year	2017	2018	2019	2020	2021
Total # Incidents	326	389	459	348	273
Average # responders	5.60	5.04	4.75	7.05	6.92
Total Members Per Year	23	20	25	31	35
Percentage of members responded	24%	25%	19%	23%	20%

The chart below shows the average number of firefighters that attended each response type over a 5-year period compared to the minimum personnel requirements set out in the NFPA Standards. The NFPA Standards explain the number of members required to do each job.

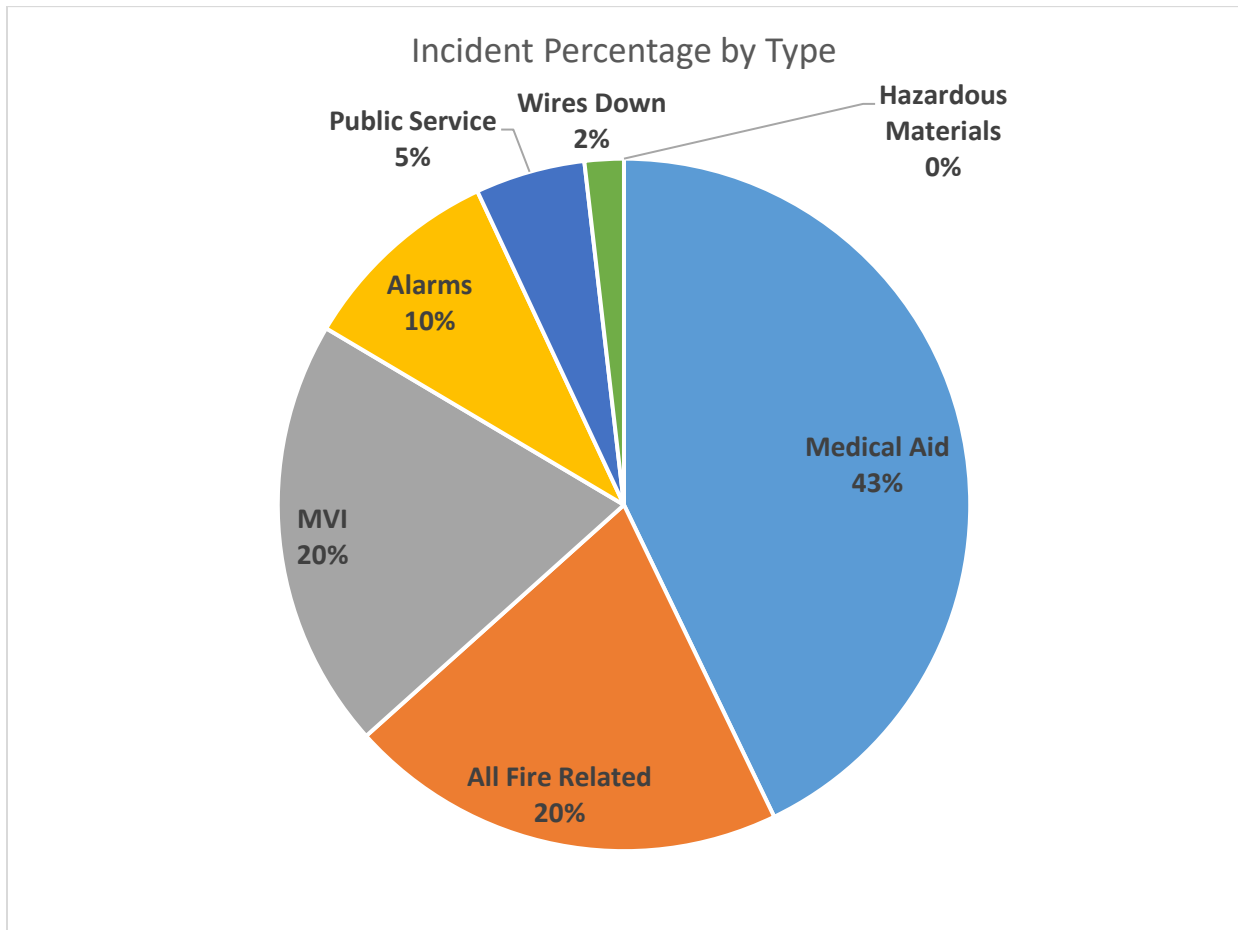
	Minimum Personnel Requirements	2017	2018	2019	2020	2021
Medical Aid	4	4.87	4.42	4.13	5.64	5.78
Motor Vehicle Accident	8	6.63	5.77	4.87	8.87	7.39
Alarms	*16	4.69	5.32	5.07	5.35	5.37
Wires Down	8	9.35	4.27	5.93	7.33	8.20
Burn Complaint	8	4.83	4.60	2.75	7.67	7.62
Chimney Fire	16	6.25	7.92	7.67	9.00	10.25
Smoke Sighting	8	5.60	6.13	5.87	7.64	10.50
Structure Fire	16	9.11	9.00	7.86	12.00	9.50
Vehicle Fire	8	5.44	6.00	5.70	8.83	13.00
Wildland Fire	16	6.00	7.45	6.00	7.20	8.67

*Only one truck with crew would be sent; however remaining crew would be on standby at hall until confirmed

Types of Responses:

As set out in the Fire Department Establishment Bylaw No. 807, 2016, Pemberton Fire Rescue responds to several different types of incidents, and locations as identified in the Service Agreements with the SLRD and Lil'wat Nation.

Below is a pie chart that summarizes the number of callouts per type of incident attended Year to Date (YTD).

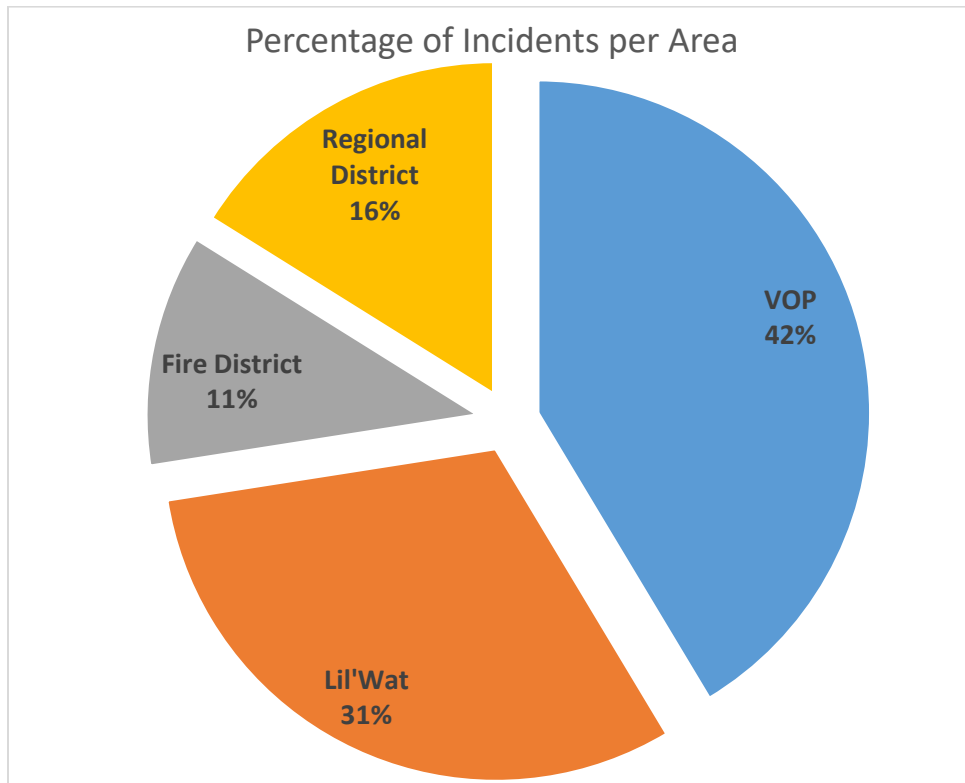


Incidents by Area:

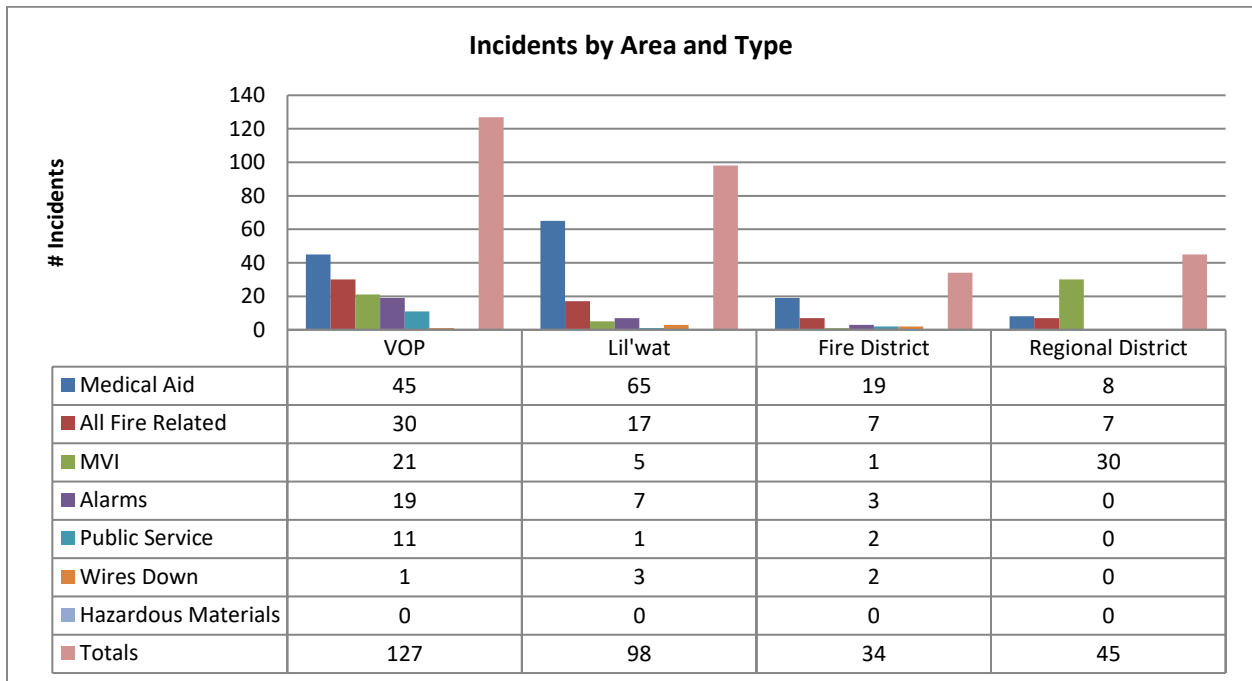
The breakdown of the incident reports is categorized into the following regions:

- Village of Pemberton Boundaries.
- Lil'wat Nation.
- Fire District Service Areas; and
- Regional District (or outside the Fire District zones including north of Mount Currie, north of The Heights and south of the Village Boundaries)

Below is a chart showing the percentage breakdown of Incidents by Area Year to Date (YTD):



The chart and table below show the Incidents by Area and Type:



Membership:

At the end of the Third Quarter, membership stands at 35 and is comprised of two (2) full-time members, 33 volunteers (paid on-call) members. The membership is also complemented with one (1) full-time Administrative Assistant and two (2) term FireSmart Staff (Coordinator and Labourer).

Training:

Members in the Third Quarter trained under a slightly modified program. Training sessions were held once a week with the members being divided into 4 groups.

Third Quarter Commitments:

Commitment Type	Total Number	Hours
Training	12	37
Public Events	0	0
Meetings	4	3
Incidents	112	129.5

Wildfire Deployment

During the 2021 wildfire season, Pemberton Fire Rescue was called upon by the province on July 13th, to assist with the wildfires occurring in the interior. Pemberton Fire Rescue responded by sending a crew of four (4) along with Engine 10 to Boston Bar. Over the following 6 weeks, three (3) additional crews were deployed on 2-week intervals to the areas of the Lytton Complex fire, Spences Bridge, Cook's Landing, Shackan Indian Band as well as residences along Highway 8 from Spences Bridge to Lower Nicola. On August 26th, the last crew and Engine 10 returned home. In total, Pemberton Fire Rescue members were out for 45 days assisting with wildfires. Each crew had an opportunity to learn about wildfires, worked to save properties, build relationships with other departments, and as a result have brought new skills and knowledge back to Pemberton which will enable the Department to provide better protection to the community.

Fire Prevention, Inspections & Public Events:

During the Third Quarter, the following fire prevention, inspections, education, and public service initiatives were completed and attended by Pemberton Fire Rescue members.

- Two (2) new business application review and fire inspection

COMMUNICATIONS

This report is a quarterly update and does not require any communications element.

LEGAL CONSIDERATIONS

There are no legal, legislative, or regulatory considerations at this time.

IMPACT ON BUDGET & STAFFING

This report has been prepared in-house and is an element of the regular day to day operations of the Pemberton Fire Rescue Department.

INTERDEPARTMENTAL IMPACT & APPROVAL

There are no interdepartmental impacts or approvals for considerations at this time.

IMPACT ON THE REGION OR NEIGHBOURING JURISDICTIONS

The activities of Pemberton Fire Rescue, such as increased fire prevention awareness activities, firefighter recruitment and training support to improve upon the current level of service to the Village and the Fire Service District Service Area. This is a benefit to the community and positively impacts the Squamish-Lillooet Regional District and Lil'wat Nation.

ALTERNATIVE OPTIONS

This report is being presented for information as such there are no alternative options for consideration.

RECOMMENDATIONS

THAT the Pemberton Fire Rescue 2021 Third Quarter Report be received.

Prepared by:	Gabrielle Stauber, Administrative Assistant
Manager Approval:	Robert Grossman, Fire Chief
CAO Approval by:	Nikki Gilmore, Chief Administrative Officer